






Installation Instructions PD – Electronics



12 Volt (operating voltage)

Ground





Remove red connector lock in round multiplug on drivers side of engine

Connect the harness in – line that was supplied with your module

For the 1,4 / 1,9 / 2,0 / 2,5 und 5,0 TDI are different Plug & Play systems required.

The assignments from the Plug & Play systems according to the vehicles you have to take out of the “Carconfigurator” under www.dieseltuning.com or out of the enclosed CD.

The use of soldered joints can destroy the transmitters and sensores !!

During the installation the ignition must be OFF and the ignition key withdrawn !!

Maximum recommended setting on the module is “C”. Higher settings can be used but may cause an overboost and check engine light.